


ADVENT GROWAL

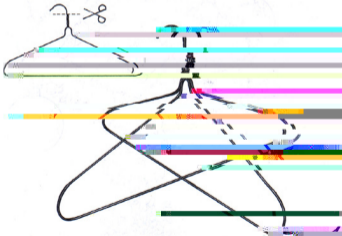


## MATERIALS

- 4 wire coat hangers or 2 large wire hangers, 2 small wire hangers
- one paper doorknob for the wire coat hanger, one for the large wire hanger
- thin wire and nuts


## HOW TO MAKE THE ALUMINUM CROWN

First, cut the wire into four 14 1/2 inch wires with a pair of wire cutters. Do not cut the twisted end of the wire as it is difficult to cut. Cut four more 14 1/2 inch wires with wire cutters. Then, insert the thin wire into the hole in the doorknob. Next, take the wire coat hanger and the wire hanger and place them on the neck of the doorknob. Slide the inside hanger in the hole in the doorknob. Then, twist the wire around the twisted end of the wire coat hanger.



Then do **L** with the **right hand**.

Now you **complete the join and the second time** where the **right hand** **crosses over** **the left hand** before you start with **the right hand**.



When you **1. are joined together**, **2. signed the four hangers together**, cover **3. the corners with floral**. Then hang the biggest of your baubles on the bottom hook. Squeeze the hook together to prevent the decoration



There's **extra work** involved if you can't hang a bauble. Take a **small piece of ribbon** and **thread it through the base** and **into one of the corners** of the hanger.

BBC

Copyright 2002

